



CONNECTING HOMES

enlighten **TEN-FW08EB** SDU BUILDING ENTRY ENCLOSURE

The TEN-FW08EB is an external enclosure designed for Single Dwelling Unit building entry. It is designed for outdoor mounting applications, and is IP66 rated and equipped so that the connection of the fibre cables is safe and simple, and the overall installation is aesthetically pleasing.

Features


- Input port supporting cable or microduct up to 9 mm
- Location for optional GAS block (20 x 49 mm)
- 2 adapter positions SC or duplex LC
- Output or entrance through back of the enclosure
- Two drop output locations on sides. Rubber glands supports 4 x 2 mm cables and 2 x 3 - 5 mm cables
- IP66 rating
- Available in white, grey and black colour



enlighten OPTICAL PASSIVES / SDU BUILDING ENTRY ENCLOSURE

GENERAL			
Entry ports	1 port $\Phi 6$ -9mm (main) 4 ports $\Phi 2$ mm (drop) 2 ports $\Phi 3$ -5mm (drop) 1 port $\Phi 1$ -10mm (back)	Number of splices	4
Dimension (LxWxH)	200 x 131.3 x 36 mm	IP Rating	IP66
Material	Thermoplastic	Supported Adaptors	SC sx TEN-A12SGTN (APC) & TEN-A22SBTN (UPC) LC dx TEN-A32DGBN (APC) & TEN-A42DBBN (UPC)
Material Flammability Rating	HB (UL94)	UV Resistance	UV stabilized
Operating Temperature	-40 - +85 °C	Colour	White (RAL9010), Grey (RAL7035) or Black (RAL9005)

IMAGE GALLERY

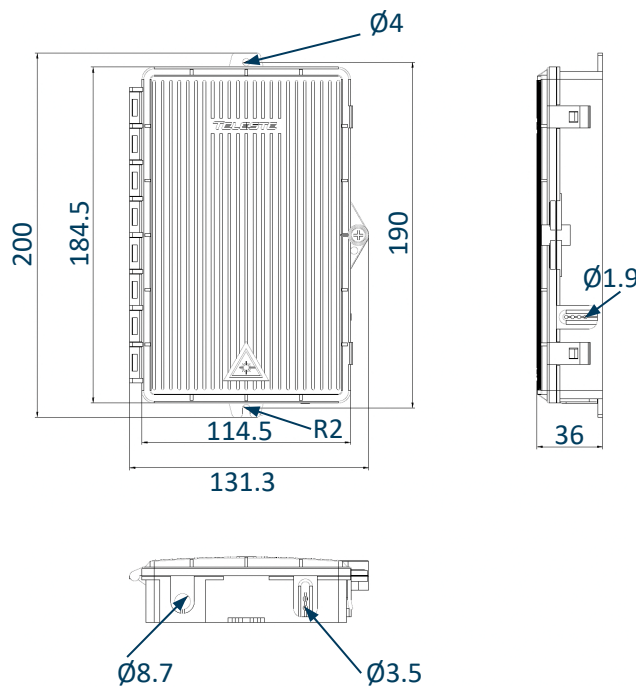


Space for extra fibre/cable routing on both input/drop output sides, with 4 splice locations (heat shrink/crimp), and supports 2 SC adapter locations.



TEN-FW08EB accommodates the installation of an optional GAS block (20 x 49 mm).

MECHANICAL LAYOUT

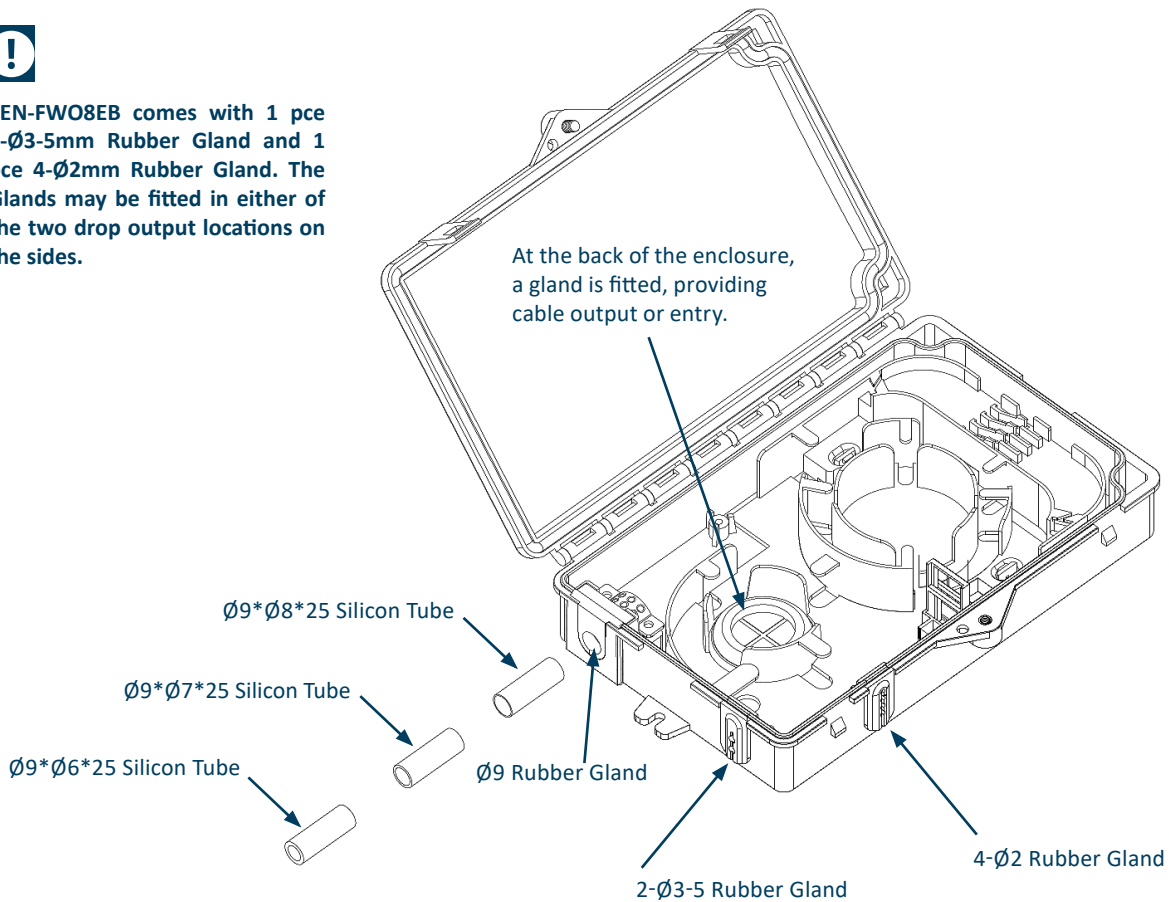


enlighten OPTICAL PASSIVES / SDU BUILDING ENTRY ENCLOSURE

SPLIT VIEW



TEN-FW08EB comes with 1 pce 2- \varnothing 3-5mm Rubber Gland and 1 pce 4- \varnothing 2mm Rubber Gland. The Glands may be fitted in either of the two drop output locations on the sides.



ACCESSORIES INCLUDED IN ACCESSORY BAG

An accessory bag is shipped together with each enclosure. Each bag includes the following items:

- Silicon tubes for (8 / 7 / 6 mm)
- 2 x Heat shrink splice protectors
- 3 x Fixing wall screws
- 3 x Wall fixings
- 2 x Cable ties



Silicon tubes (8 / 7 / 6 mm) are used for input cable size adjustments

ORDERING INFORMATION

P/N	DESCRIPTION
TEN-FW08EB-G	FTTH wall outlet 8 Building Entry Grey
TEN-FW08EB-W	FTTH wall outlet 8 Building Entry White
TEN-FW08EB-B	FTTH wall outlet 8 Building Entry Black
TEN-FW08EB-1SCA0-G	FTTH wall outlet 8 Building Entry with 1 SC/APC adapter Grey
TEN-FW08EB-1SCA0-W	FTTH wall outlet 8 Building Entry with 1 SC/APC adapter White
TEN-FW08EB-1SCA0-B	FTTH wall outlet 8 Building Entry with 1 SC/APC adapter Black



TELESTE CORPORATION

www.teleste.com

Enlighten TEN-FW08EB_241219

Copyright © 2024 Teleste Corporation. All rights reserved. Teleste and the Teleste logo are registered trademarks of Teleste Corporation. Other product and service marks are property of their respective owners.

Teleste reserves the right to make changes to any features and specifications of the products without prior notice. Although the information in this document has been reproduced in good faith, the contents of this document are provided "as is". Teleste makes no warranties of any kind in relation to the accuracy, reliability or contents of this document, except as required by applicable law.